

Critical behavior of dynamic vortex Mott transition in superconducting arrays at fractional vortex densities

Enzo Granato

*Laboratório Associado de Sensores e Materiais, Instituto Nacional de Pesquisas Espaciais,
12227-010 São José dos Campos, SP, Brazil*



(Received 5 June 2018; revised manuscript received 15 June 2018; published 12 September 2018)

We study the differential resistivity transition of two-dimensional superconducting arrays induced by an external driving current, in the presence of thermal fluctuations and a magnetic field corresponding to f flux quantum per plaquette. Recent experiments have identified this transition as a dynamic vortex Mott insulator transition at vortex densities near rational values of f . The critical behavior is determined from a scaling analysis of the current-voltage relation near the transition, obtained by Monte Carlo simulations of a Josephson-junction array model in the vortex representation. For a square-lattice array, the critical exponents obtained near $f = 1/2$ are consistent with the experimental observations. The same scaling behavior is observed near $f = 1/3$. For a honeycomb array, although similar results are obtained for $f = 1/3$, the transition is absent for $f = 1/2$, consistent with an incommensurate vortex phase.

DOI: [10.1103/PhysRevB.98.094511](https://doi.org/10.1103/PhysRevB.98.094511)

I. INTRODUCTION

The concept of a Mott insulator phase, which has been of fundamental importance for the understanding of transport properties of many materials with strong Coulomb interactions, can also be extended to other quantum systems [1–3] and even to systems without quantum fluctuations [4–6]. An important case is the vortex lattice in type II superconductors in the presence of columnar pinning defects, when the vortex density is close to the density of pinning sites [6]. Below a critical temperature, the vortex mobility vanishes because the vortex occupied pinning sites prevent motion of individual vortices, leading to a zero resistance state. The analogy to a Mott insulator phase follows from the mapping of the three-dimensional vortex lattice system to interacting bosons in two dimensions at zero temperature, where there is an insulating phase of localized bosons with a finite energy gap. Transitions out of the Mott insulator phase have been widely studied. Besides thermodynamic transitions as a function of temperature [7,8], dynamic Mott transitions induced by an external driving current have attracted particular attention [4,5,9–11], recently. Since the dynamic Mott transition appears to have similar critical behavior as the thermal one [4,7], with the temperature corresponding to the current, studies of the dynamical version might help to understand the critical behavior of the equilibrium transition.

Recently, a remarkable dynamic vortex Mott transition has been revealed through experiments on two-dimensional Josephson-junction arrays (JJA) in the form of superconducting grains coupled by the proximity effect on a square lattice, in the presence of a perpendicular magnetic field [4,9]. It corresponds to a differential resistivity transition at low temperatures and finite driving currents, instead of the usual equilibrium resistivity transition at higher temperatures and zero current due to thermal fluctuations [12–16] or the dynamical depinning transitions at higher currents and low temperatures [17]. For a JJA in an external magnetic field,

the average vortex density is determined by the frustration parameter f , corresponding to the number of flux quantum per plaquette. The equilibrium phase transitions of a JJA are strongly dependent [12] on the value of f and the geometry of the lattice [13]. While for a square lattice, rational values of f leads to vortex lattices commensurate with the underlying pinning potential and finite temperature resistive transitions, in a honeycomb lattice with $f = 1/2$, the existence or nature of the equilibrium transition is not fully understood, due to an additional geometric frustration [16]. In the recent experiments on a square lattice [4], dynamic vortex Mott insulator to metal transitions were clearly identified near rational vortex densities, such as $f = 1, 2$ and $1/2$. The differential resistivity as a function of f for increasing currents displays the reversal of a minimum into a maximum near these values of f . This is the analog of the dip-to-peak reversal of the electronic density of states near the Fermi level of the (quantum) Mott insulator to metal transition [8,9]. Similar behavior was observed earlier in other superconducting arrays but it was not regarded as a manifestation of a dynamic transition [18,19]. The scaling behavior of the differential resistivity as a function of the deviation of current δI and frustration δf from their critical values I_c and f_c was shown to be described by a single critical exponent ϵ . For $f_c = 1$ and 2 , the obtained value, $\epsilon = 2/3$, is consistent with a mean field description of phase slip dynamics [4] and, more recently, with results obtained by mapping this dynamical transition into a non-Hermitian quantum problem [9,20]. On the other hand, near $f_c = 1/2$, a distinct critical exponent $\epsilon = 0.5$ was found, indicating that the dynamic vortex Mott transition at fractional vortex densities may belong to different universality classes. Very recent Monte Carlo (MC) simulations for a model of particles with long-range Coulomb interactions [5] near a particle density $1/2$ found a very different critical exponent, $\epsilon = 1.5$, which might be due to the form of the interaction potential. Therefore, a more realistic JJA array model, where vortices

interact logarithmically, is required to clarify this interesting question and also investigate the effects of lattice geometry.

In this work we study the differential resistivity transition (dynamic Mott transition) in superconducting arrays by MC simulations of a JJA model in the vortex representation with logarithmic interactions. The critical behavior is determined from a scaling analysis of the current-voltage characteristics and differential resistivity near the transition. From scaling arguments, we obtain $\epsilon = 1/2\nu$, where ν is the correlation length exponent. For a square lattice, we find $\epsilon \sim 0.5$ near frustration $f = 1/2$, consistent with the experimental observations. The same scaling behavior is observed near $f = 1/3$. For a honeycomb array, although similar results are obtained for $f = 1/3$, the transition is absent for $f = 1/2$, consistent with an incommensurate vortex phase.

II. MODEL AND SIMULATION

We consider two-dimensional superconducting arrays in a transverse magnetic field, described by the JJA Hamiltonian [12,14]

$$\mathcal{H} = -E_o \sum_{(kl)} \cos(\theta_k - \theta_l - A_{kl}), \quad (1)$$

where θ_k is the phase of the local superconducting order parameter at the sites k of the lattice, $E_o = (\hbar/2e)I_o$, and I_o is the single-junction critical current. The line integral of the vector potential A_{kl} due to the external field $\vec{B} = \nabla \times \vec{A}$ is constrained to $\sum_{kl} A_{kl} = 2\pi f$ around each elementary plaquette, where f is the number of flux quantum $\phi_o = hc/2e$ per plaquette. This model is periodic in f with period $f = 1$ with reflection symmetry about $f = 1/2$. To study the vortex dynamics it is convenient to rewrite the above phase Hamiltonian in the vortex representation

$$H = 2\pi^2 E_o \sum_{i,j} (n_i - f) G'_{i,j} (n_j - f), \quad (2)$$

which can be obtained following a standard procedure [21] in which the phase model is replaced by a periodic Gaussian model, leading to explicit vortex variables represented by integer charges n_i at the sites $r_i = (x_i, y_i)$ of the dual lattice and constrained by the neutrality condition, $\sum_i (n_i - f) = 0$. The vortex interaction is given by $G'_{ij} = G(r_i - r_j) - G(0)$, where $G(r)$ is the lattice Green's function corresponding to the dual lattice of the JJA geometry [22–24], which is square and triangular for square and honeycomb arrays, respectively. $G'(\mathbf{r})$ diverges logarithmically as $-\log(r)/(2\pi)$ for large separations.

For a square lattice,

$$G(\mathbf{r}) = \frac{1}{L^2} \sum_k \frac{e^{i\mathbf{k}\cdot\mathbf{r}}}{4 - 2\cos(\mathbf{k}\cdot\mathbf{a}_1) - 2\cos(\mathbf{k}\cdot\mathbf{a}_2)}, \quad (3)$$

where L is the system size, \mathbf{k} are the reciprocal lattice vectors, and $\mathbf{a}_1, \mathbf{a}_2$ are two perpendicular nearest-neighbor lattice vectors. For a JJA on a honeycomb lattice, the dual lattice is triangular and the corresponding lattice Green's function is

given by [22]

$$G(\mathbf{r}) = \frac{1}{2L^2} \sum_k \frac{e^{i\mathbf{k}\cdot\mathbf{r}}}{3 - \cos(\mathbf{k}\cdot\mathbf{a}_1) - \cos(\mathbf{k}\cdot\mathbf{a}_2) - \cos(\mathbf{k}\cdot\mathbf{a}_3)}, \quad (4)$$

where $\mathbf{a}_1, \mathbf{a}_2$, and \mathbf{a}_3 are three nearest-neighbor lattice vectors separated by 120° from each other.

We study the nonequilibrium response of the JJA under an applied driving current by driven MC simulations of the vortex model under an applied force [23–26]. The vortex dynamics is assumed to be overdamped. The force represents the effect of the driving current density J on the vortices, acting as a Lorentz force transverse to the velocity, leading to an additional contribution to the energy in Eq. (2), $-(\hbar/2e)J \sum_i n_i x_i$, when J is in the \hat{y} direction. The MC time is identified as the real time t with the unit of time $dt = 1$, corresponding to a complete MC pass through the lattice. A MC step consists of adding a dipole of vortex charges to a nearest-neighbor charge pair (n_i, n_j) , using the Metropolis algorithm. Choosing a nearest-neighbor pair (i, j) at random, the step consists of changing $n_i \rightarrow n_i - 1$ and $n_j \rightarrow n_j + 1$, corresponding to the motion of a unit charge by a unit length from r_i to r_j . The move is accepted with probability $\min[1, \exp(-\Delta H/kT)]$, where ΔH is the change in the energy. Periodic boundary conditions are used in systems of linear size L . The driving current J biases the added dipole, leading to a net flow of vortices in the direction transverse to the current, if the vortices are mobile. This vortex flow generates an electric field E along the current which can be calculated (in arbitrary units) as $E(t) = \frac{1}{L} \sum_i \Delta Q_i(t)$, after each MC pass through the lattice, where $\Delta Q_i = (\mathbf{r}_i - \mathbf{r}_j) \cdot \hat{\mathbf{x}}$ for an accepted vortex dipole excitation at the nearest-neighbor sites (i, j) and $\Delta Q_i = 0$ otherwise. Due to the neutrality condition, f is varied in multiples of $1/L^2$. Temperature T is measured in units of E_o and J in units of $I_o/2\pi$. We use typically 4×10^5 MC passes to compute time averages and the same number of passes to reach steady states.

III. RESULTS AND DISCUSSION

A. Differential resistivity transition

We first consider the dynamical transition near $f = 1/2$ for a JJA on a square lattice. The effect of increasing the frustration f from $f = 1/2$ on the current-voltage (I - V) relation is shown in Fig. 1(a), in terms of the current density $J = I/L$ and electric field $E = V/L$. The temperature is much below the critical temperature, $T_c \approx 0.8$, of the equilibrium resistive transition ($J = 0$) of the corresponding commensurate vortex lattice [23,25] at $f = 1/2$ and so the linear resistivity $\rho_L = dE/dJ|_{J=0}$ vanishes. The range of currents is also much below the corresponding zero-temperature depinning current, $J_p \approx 4.9$. While E remains essentially zero for increasing J when $f = 1/2$, a small increment in f leads to a sharp increase above a critical value $J_c \approx 1.6$ – 1.7 [Fig. 1(a)]. Further increase of f tends to smooth out the slope of the $E \times J$ curve near J_c . This change in the slope can be seen much clearer in the behavior of the differential resistivity, dE/dJ , as shown in Fig. 1(b), which also reveals that the curves for different f above $f_c \approx 1/2$ cross approximately at the same point J_c . The crossing point strongly suggests the presence of

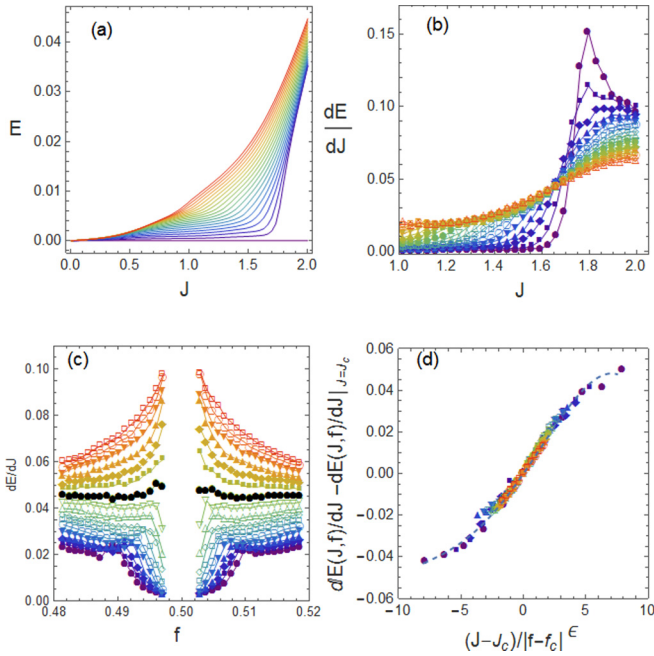


FIG. 1. (a) Current-voltage (I - V) relation ($J = I/L$, $E = V/L$) for increasing frustration f near $f = 1/2$ for a JJA on a square lattice. Temperature $T = 0.2$ and system size $L = 32$. From the bottom up, f increases from 0.5 to 0.5195 in 19 equal steps. (b) Differential resistivity $\frac{dE}{dJ}$ for $f > 1/2$ obtained numerically from (a) near the current induced dynamical transition. (c) $\frac{dE}{dJ}$ plotted as a function of f for different driving currents. From the bottom up, J increases from 1.322 to 1.865 in 16 equal steps. Black dots indicate the separatrix $dE/dJ|_{J=J_c}$. (d) Scaling plot of $\frac{dE}{dJ}$ near the dynamical transition for $f > 1/2$, with $J_c = 1.66$, $f_c = 0.502$, and $\epsilon = 0.55$.

an underlying continuous transition, where dE/dJ behaves as a scaling invariant quantity and $f - f_c$ acts as a relevant perturbation. In such a case, one expects the scaling behavior $dE/dJ \approx F(\delta J/|\delta f|^\epsilon)$, where $F(x)$ (with $F(0) = c$, a constant) is a scaling function, $\delta J = J - J_c$, $\delta f = f - f_c$ and $1/\epsilon$ is the crossover critical exponent. Alternatively, dE/dJ plotted as a function of f for different currents shown in Fig. 1(c), where data for $f < 1/2$ is also included, clearly shows the reversal of a minimum into a maximum near $f = 1/2$ for increasing current density at J_c . This behavior was first observed in the experiments and identified as a signature of the dynamic vortex Mott insulator-metal transition [4]. Since J_c is well below the depinning critical current, this transition is unrelated to crossover effects near the current-induced vortex lattice depinning. To verify the scaling behavior, we plot the data near the transition, in Fig. 1(d), according to a similar scaling form, which was proposed in the experiments [4],

$$dE/dJ - dE/dJ|_{J=J_c} = H(\delta J/|\delta f|^\epsilon), \quad (5)$$

where $H(0) = 0$. Data for different J and f collapse into the same smooth curve when J_c , f_c , and ϵ have the appropriate values. The scattering of the data is mainly due to the numerical calculation of the derivative dE/dJ . The data collapse was obtained by varying J_c and f_c slightly from the above estimates and using different values of ϵ to estimate an error bar. The value obtained for the critical exponent, $\epsilon = 0.50(6)$,

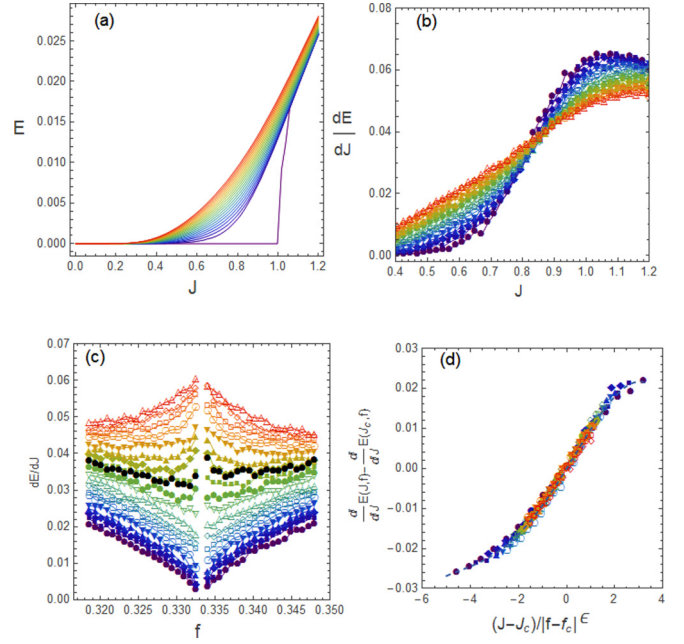


FIG. 2. Same as Fig. 1 but for $f = 1/3$ and $L = 36$. (a) From the bottom up, f increases from $1/3$ to 0.3480 in 20 equal steps. (b) $\frac{dE}{dJ}$ for $f > 1/3$ near the transition. (c) $\frac{dE}{dJ}$ as a function of f for different J . From the bottom up, J increases from 0.5898 to 0.9559 in 19 equal steps. (d) Scaling plot of $\frac{dE}{dJ}$ for $f > 1/3$, with $J_c = 0.83$, $f_c = 1/3$ and $\epsilon = 0.5$.

is consistent with the one obtained from the experiments, strongly supporting the universality of this dynamical transition. Our numerical results, which were obtained for a model of logarithmically interacting vortices, also supports the recent conjecture [5] that this exponent depends on the form of the interaction potential, since $\epsilon = 1.5$ was found for a model of particles with long-range Coulomb interactions. Another low-order commensurate frustration, $f = 1/3$, displays the same scaling behavior with $\epsilon = 0.50(6)$ (Fig. 2).

For a JJA on a honeycomb lattice, similar behavior is also found for $f = 1/3$ (Fig. 3). However, for $f = 1/2$, there is no crossing in the current dependence of dE/dJ for increasing frustration [Fig. 4(a)], indicating the absence of a dynamic vortex Mott transition. Moreover, since $dE/dJ|_{J \rightarrow 0}$

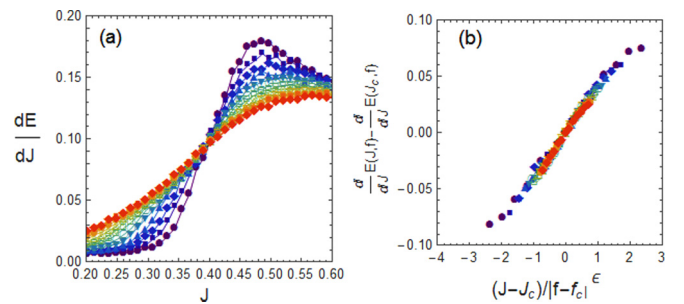


FIG. 3. (a) Differential resistivity $\frac{dE}{dJ}$ near $f = 1/3$ for a JJA on a honeycomb lattice near the current induced dynamical transition. Temperature $T = 0.2$ and system size $L = 36$. f increases from 0.3387 to 0.3480 in 13 equal steps. (b) Scaling plot of $\frac{dE}{dJ}$ near the dynamical transition with $J_c = 0.403$, $f_c = 0.3378$, $\epsilon = 0.5$.

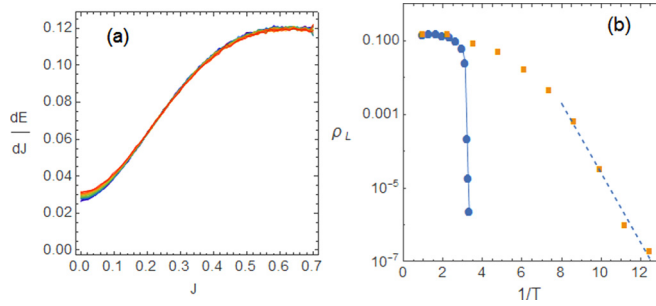


FIG. 4. (a) Differential resistivity $\frac{dE}{dJ}$ for increasing frustration f near $f = 1/2$ for a JJA on a honeycomb lattice. Temperature $T = 0.2$ and system size $L = 36$. f increases from 0.5 to 0.5131 in 18 equal steps. (b) Linear resistivity ρ_L as function of temperature T for $f = 1/2$ (squares) and $f = 1/3$ (circles). Dotted line corresponds to an Arrhenius thermal activated behavior.

is nonzero, the linear resistivity ρ_L is finite. To confirm this behavior, we also obtained ρ_L from equilibrium voltage fluctuations, without imposing a current bias, using the fluctuation-dissipation relation

$$\rho_L = \frac{1}{2kT} \int dt \langle V(0)V(t) \rangle. \quad (6)$$

As shown in Fig. 4(b), the linear resistivity remains finite at lower temperatures, displaying an Arrhenius behavior while for $f = 1/3$ it vanishes below a critical temperature. This is consistent with the absence of an equilibrium resistive transition at finite temperatures for $f = 1/2$ on a honeycomb lattice, in agreement with recent numerical simulations for the same model in the phase representation [16]. For the JJA on square lattice at irrational frustration, $f = (3 - \sqrt{5})/2$ (Golden ratio), there is also no crossing in the current dependence of dE/dJ for increasing frustration and so a dynamical transition is also absent (Fig. 5). The linear resistivity ρ_L remains finite at lower temperatures, displaying an Arrhenius behavior while for $f = 1/3$ it vanishes below a critical temperature. The absence of an equilibrium transition for irrational f is also in agreement with simulations in the phase

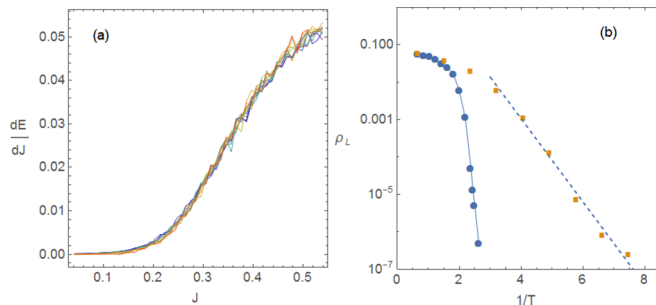


FIG. 5. (a) Differential resistivity $\frac{dE}{dJ}$ for increasing magnetic frustration f near an irrational frustration $f = (3 - \sqrt{5})/2$ (Golden ratio) for a JJA on a square lattice. Temperature $T = 0.2$ and system size $L = 34$. f increases from 0.3824 to 0.3901 in 9 equal steps. (b) Linear resistivity ρ_L as function of temperature T for f irrational (squares) and $f = 1/3$ (circles). Dotted line corresponds to an Arrhenius thermal activated behavior.

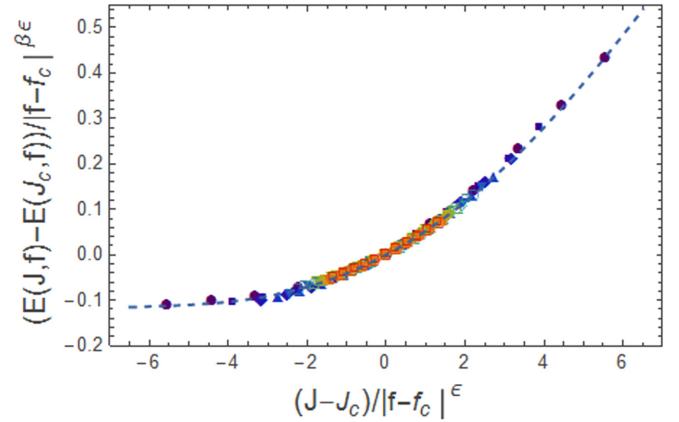


FIG. 6. Scaling plot of $E(J, f)$ near the dynamical transition for $f = 1/2$ on a square lattice, with $J_c = 1.66$, $f_c = 0.502$, $\beta = 1$, and $\epsilon = 0.5$. Temperature $T = 0.2$ and system size $L = 32$.

representation [15,27]. Therefore, an underlying equilibrium resistive transition at nonzero temperatures is required for the observation of the dynamical transition at nonzero driving currents at lower temperatures.

B. Current-voltage scaling

We now describe the expected behavior of the differential resistivity from general arguments of the dynamic scaling theory for the current-voltage characteristics [24]. Assuming a continuous dynamical transition at J_c , measurable quantities should scale with the diverging correlation length $\xi \sim |\delta J|^{-\nu}$ and relaxation time $\tau \sim \xi^z$, where ν and z are the correlation length and dynamic critical exponents, respectively. Since the electric field E generated by moving vortices with density f and velocity v is proportional to $f v$, the singular contribution to E should scale as $E \sim \xi^{1-z}$. Crossover effects due to a change δf should occur when $|\delta f| \xi^2 \approx 1$, corresponding to an additional vortex in a correlated area, revealing that δf is a strongly relevant perturbation and should therefore appear in the scaling function in the combination $\delta J / |\delta f|^\epsilon$, with $\epsilon = 1/2\nu$. As a function of δJ and δf , one then expects the scaling behavior

$$E(J, f) = F_o(J, f) + |\delta J|^\beta F_1(\delta J / |\delta f|^\epsilon), \quad (7)$$

where $\beta = (z - 1)\nu$, F_o is a regular contribution, analytic in δJ and δf , and $F_1(x)$ is a scaling function with $F_1(0) = c$, a constant. The scaling form for the differential resistivity dE/dJ can then be written as

$$\frac{dE(J, f)}{dJ} - \frac{dE(J, f)}{dJ} \Big|_{J=J_c} = |\delta f|^{(\beta-1)\epsilon} H(\delta J / |\delta f|^\epsilon), \quad (8)$$

with $H(0) = 0$. We have neglected the δJ dependence of $\frac{dF_o(J, f)}{dJ}$. This scaling form reduces to the one used in the experiments [Eq. (5)] when $\beta = 1$, which can be obtained with $z = 2$ and $\nu = 1$, leading to a crossover exponent $\epsilon = 1/2\nu = 0.5$, in agreement with the experimental results [4] and the data collapse for dE/dJ in Fig. 1(d). In fact, a good data collapse is obtained for the bare data $E(J, f)$ with these critical exponents, according to the scaling form of Eq. (7) (Fig. 6).

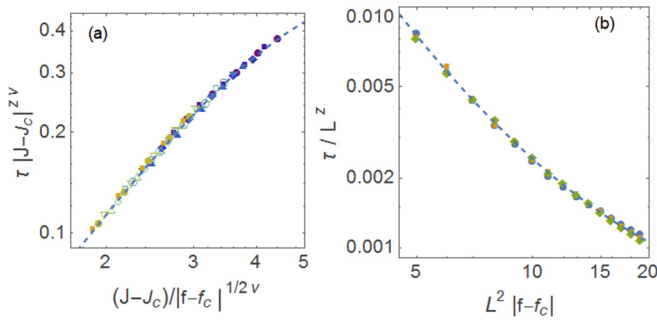


FIG. 7. Scaling plots of the relaxation time τ near the dynamical transition for $f = 1/2$ on a square lattice. (a) Near the transition for increasing f and $J > J_c$ with $J_c = 1.54$, $f_c = 0.502$, $z = 2$, and $\nu = 1$. f increases from 0.5035 to 0.5083 in 11 equal steps. (b) At the transition for increasing f and different system sizes, $L = 42, 48$, and 54 with $J_c = 1.61$, $f_c = 0.502$, and $z = 2.1$.

To check the conjectured values of z and ν from independent data, we performed a scaling analysis of the relaxation time $\tau(J, f)$, obtained from the voltage time correlation function

$$C(t) = \frac{\langle V(t)V(0) \rangle - \langle V(t) \rangle^2}{(\langle V(t)^2 \rangle - \langle V(t) \rangle^2)}. \quad (9)$$

Near the transition, τ can be estimated from the expected time dependence of $C(t)$ at long times, $C(t) \propto e^{-t/\tau}$. Using $\epsilon = 1/2\nu$, τ should then satisfy the scaling form

$$\tau |\delta J|^{z\nu} = F_2(\delta J / |\delta f|^{1/2\nu}), \quad (10)$$

in the absence of finite-size effects. At the transition, the correlation length is cutoff by the system size L and τ should

satisfy the finite-size scaling form

$$\tau / L^z = F_3(L^2 |\delta f|). \quad (11)$$

Indeed, as shown in Figs. 7(a) and 7(b), a reasonable data collapse according to the above scaling forms are obtained with $z \approx 2$ and $\nu \approx 1$.

IV. CONCLUSIONS

In summary, we have studied a current-induced dynamical transition in two-dimensional JJA, with a sharp change in the differential resistance behavior, which is a manifestation of the dynamic vortex Mott insulator transition identified in experiments [4,9]. From MC simulations and scaling analysis, we find the critical exponent $\epsilon = 0.50(6)$ near $f = 1/2$, consistent with the experimental observations for a square array and the conjecture [5] that this exponent depends on the form of the interaction potential. For a honeycomb array, however, the transition is absent for $f = 1/2$. As a consequence, minimum to maximum reversal in the magnetodifferential resistance for increasing current should not occur for $f = 1/2$ in such systems, as for example, in superconducting thin films with a triangular lattice of nanoholes [28,29], which can be modeled by a honeycomb JJA [16]. It should be noted that these results were obtained assuming overdamped vortex dynamics. Nevertheless, it should be interesting to study the effects of underdamped dynamics, as this approximation may not be appropriate for JJA in general.

ACKNOWLEDGMENTS

The author thanks V. M. Vinokur, T. I. Baturina, and J. M. Valles for helpful discussions. Work supported by CNPq (Conselho Nacional de Desenvolvimento Científico e Tecnológico) and CENAPAD-SP.

-
- [1] M. P. A. Fisher, P. B. Weichman, G. Grinstein, and D. S. Fisher, *Phys. Rev. B* **40**, 546 (1989).
 - [2] M. P. A. Fisher, G. Grinstein, and S. M. Girvin, *Phys. Rev. Lett.* **64**, 587 (1990).
 - [3] M. Greiner, O. Mandel, T. Esslinger, T. W. Hänsch, and I. Bloch, *Nature (London)* **415**, 39 (2002).
 - [4] N. Poccia, T. I. Baturina, F. Coneri, C. G. Molenaar, X. R. Wang, G. Bianconi, A. Brinkman, H. Hilgenkamp, A. A. Golubov, and V. M. Vinokur, *Science* **349**, 1202 (2015).
 - [5] L. Rademaker, V. M. Vinokur, and A. Galda, *Sci. Rep.* **7**, 44044 (2017).
 - [6] D. R. Nelson and V. M. Vinokur, *Phys. Rev. B* **48**, 13060 (1993).
 - [7] P. Limelette, A. Georges, D. Jérôme, P. Wzietek, P. Metcalf, and J. Honig, *Science* **302**, 89 (2003).
 - [8] M. J. Rozenberg, R. Chitra, and G. Kotliar, *Phys. Rev. Lett.* **83**, 3498 (1999).
 - [9] M. Lankhorst, N. Poccia, M. P. Stehno, A. Galda, H. Barman, F. Coneri, H. Hilgenkamp, A. Brinkman, A. A. Golubov, V. Tripathi *et al.*, *Phys. Rev. B* **97**, 020504 (2018).
 - [10] J. Li, C. Aron, G. Kotliar, and J. E. Han, *Phys. Rev. Lett.* **114**, 226403 (2015).
 - [11] P. Stoliar, L. Cario, E. Janod, B. Corraze, C. Guillot-Deudon, S. Salmon-Bourmand, V. Guiot, J. Tranchant, and M. Rozenberg, *Adv. Mater.* **25**, 3222 (2013).
 - [12] S. Teitel and C. Jayaprakash, *Phys. Rev. Lett.* **51**, 1999 (1983).
 - [13] W. Y. Shih and D. Stroud, *Phys. Rev. B* **32**, 158 (1985).
 - [14] R. Newrock, C. Lobb, U. Geigenmüller, and M. Octavio, *Solid State Phys.* **54**, 263 (2000).
 - [15] E. Granato, *Phys. Rev. Lett.* **101**, 027004 (2008).
 - [16] E. Granato, *Phys. Rev. B* **87**, 094517 (2013).
 - [17] V. I. Marconi and D. Domínguez, *Phys. Rev. Lett.* **87**, 017004 (2001).
 - [18] S. P. Benz, M. S. Rzchowski, M. Tinkham, and C. J. Lobb, *Phys. Rev. B* **42**, 6165 (1990).
 - [19] Z. Jiang, D. Dikin, V. Chandrasekhar, V. Metlushko, and V. Moshchalkov, *Appl. Phys. Lett.* **84**, 5371 (2004).
 - [20] V. Tripathi, A. Galda, H. Barman, and V. M. Vinokur, *Phys. Rev. B* **94**, 041104 (2016).
 - [21] J. V. José, L. P. Kadanoff, S. Kirkpatrick, and D. R. Nelson, *Phys. Rev. B* **16**, 1217 (1977).
 - [22] M. Franz and S. Teitel, *Phys. Rev. B* **51**, 6551 (1995).

- [23] J.-R. Lee and S. Teitel, *Phys. Rev. B* **50**, 3149 (1994).
- [24] R. A. Hyman, M. Wallin, M. P. A. Fisher, S. M. Girvin, and A. P. Young, *Phys. Rev. B* **51**, 15304 (1995).
- [25] E. Granato and J. M. Kosterlitz, *Phys. Rev. Lett.* **81**, 3888 (1998).
- [26] E. Granato, *Phys. Rev. B* **58**, 11161 (1998).
- [27] E. Granato, *Phys. Rev. B* **54**, R9655 (1996).
- [28] M. D. Stewart, Jr., A. Yin, J. M. Xu, and J. M. Valles, Jr., *Science* **318**, 1273 (2007).
- [29] I. Roy, P. Chauhan, H. Singh, S. Kumar, J. Jesudasan, P. Parab, R. Sensarma, S. Bose, and P. Raychaudhuri, *Phys. Rev. B* **95**, 054513 (2017).